



















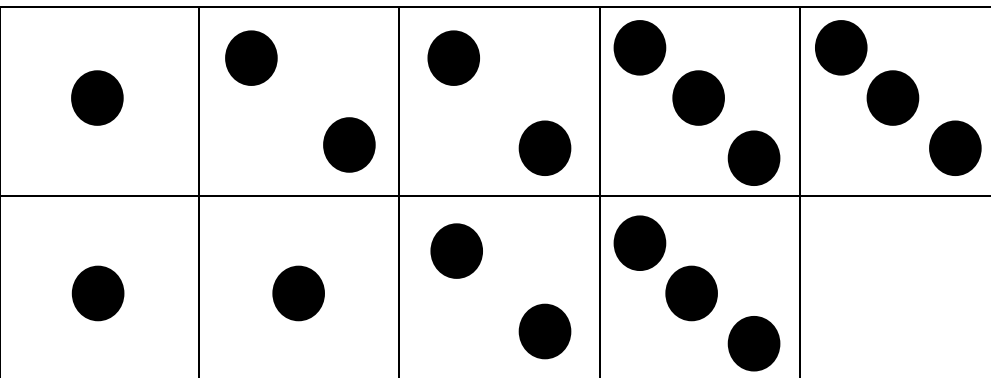


Fiche de discrimination visuelle PS : place poule et poussin à côté du même dessin

			
			
		<p>Poules et poussins pour la fiche de discrimination visuelle</p>	



Un adulte découpe les étiquettes-constellations du dé. L'enfant compte les œufs dans chaque nid : 1 et encore 1, ça fait 2, et place l'étiquette 2 points à côté du nid. Merci Picorette !

Discrimination visuelle :

Un adulte découpe les étiquettes-œufs puis l'enfant place l'œuf sous la poule qui a le même graphisme que lui. Ouvrez l'œil !

